

fura table

design Form Us With Love



STRUTTURA/STRUCTURE

PE - Polietilene/Polyethylene
colore base/basic colour

6295



GROSS WEIGHT:

kg 6,7

ACCESSORIES:

A4461
Sistema di fissaggio a
terra/*Fixing kit system*

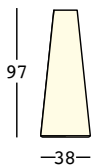
A4601
Kit sabbia essiccata/
Dried sand kit

fura table light

design Form Us With Love



STRUTTURA/STRUCTURE



GROSS WEIGHT:

kg 6,7

PE - Polietilene/*Polyethylene*
colore base/basic colour

8295



98

KIT LUCE/LIGHT KIT

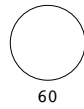
A4364 kit luce LED RGB a batteria con spina
RGB LED light kit with battery and plug

fura table top

DETAILS:

Necessita di due
strutture per il piano/
Needs two structures for
the top
A4625
A4626
A4470
A4471


PIANO/TOP



60



120



180

HPL

colore base/basic colour

A4463



A4464



A4625



A4626



A4470



A4471



DIMENSIONS:

Cm 59x1 h

Cm 59x1 h

Cm 120x60x1 h

Cm 120x60x1 h

Cm 180x59x1,2 h

Cm 180x59x1,2 h

GROSS WEIGHT:

Kg 4,9

Kg 4,6


Kg 13,2

Kg 12,4

Kg 20

Kg 18,7

TESTS (ART. 6295)

Declaration of conformity issued by  with the 180x60 cm top

Conforms to the requirements of resistance, durability and safety, 2nd level EN 15372:2016

Tests carried out as per:

EN 15372:2016, clause 6
EN 15372:2016, clause 5.1 - 5.2
EN 1730:2012, clause 6.2
EN 1730:2012, clause 6.3
EN 1730:2012, clause 6.4.2
EN 1730:2012, clause 6.5
EN 1730:2012, clause 6.6
EN 1730:2012, clause 7.2

Attention to ensure stability under a vertical pressure, the part must be stabilized according to point 7.2 of EN 1730:2012.

To do this, inert material (es. dried sand) must be poured into the hole at the bottom of the base. The amount of the material will vary according to the article:

art. A4625/A4626 120x60 cm - kg 26
art. A4470/A4471 180x60 cm - kg 20

Finally, close the hole by screwing the threaded cap back on.